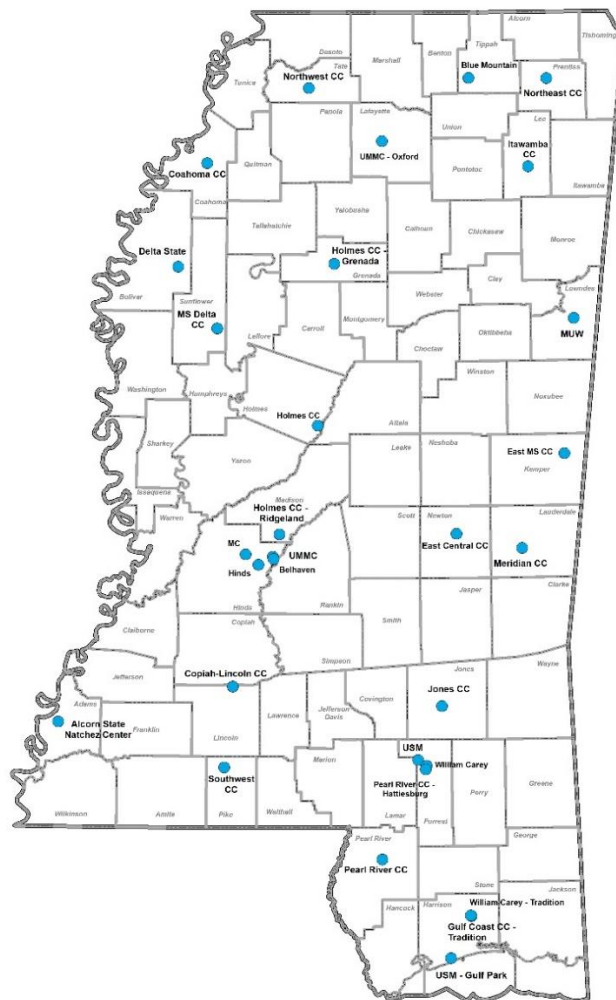


ANNUAL REPORT FOR MISSISSIPPI NURSING DEGREE PROGRAMS

Nursing Education in **MISSISSIPPI**



Melissa Temple, PhD, MSN, RN
Director of Nursing Education

May 18, 2023

Office of Academic and Student Affairs
Mississippi Institutions of Higher Learning

TABLE OF CONTENTS

Admissions by Academic Year	Page 3
Qualified Applicants	Page 6
Enrollment by Fall Term	Page 7
Baccalaureate Enrollment (Prelicensure & RN to BSN)	Page 9
Graduate Program Enrollment by Clinical Practice Role	Page 10
Graduates by Academic Year	Page 11
Associate and Baccalaureate Graduates	Page 13
Masters and Doctoral Graduates	Page 14
NCLEX-RN® Pass Rates	Page 15
Student/Faculty Ratios	Page 16
Faculty Vacancies and Preparation by Institution	Page 17
Retirement Eligibility	Page 18
Degree Completion Rates by Degree Level	Page 19
Nurse Practitioner and Nurse Anesthesia Certification Rates	Page 22
National Accreditation Status and Schedule	Page 23
Demographic Make-up Prelicensure RN Students	Page 24

Admissions by Academic Year

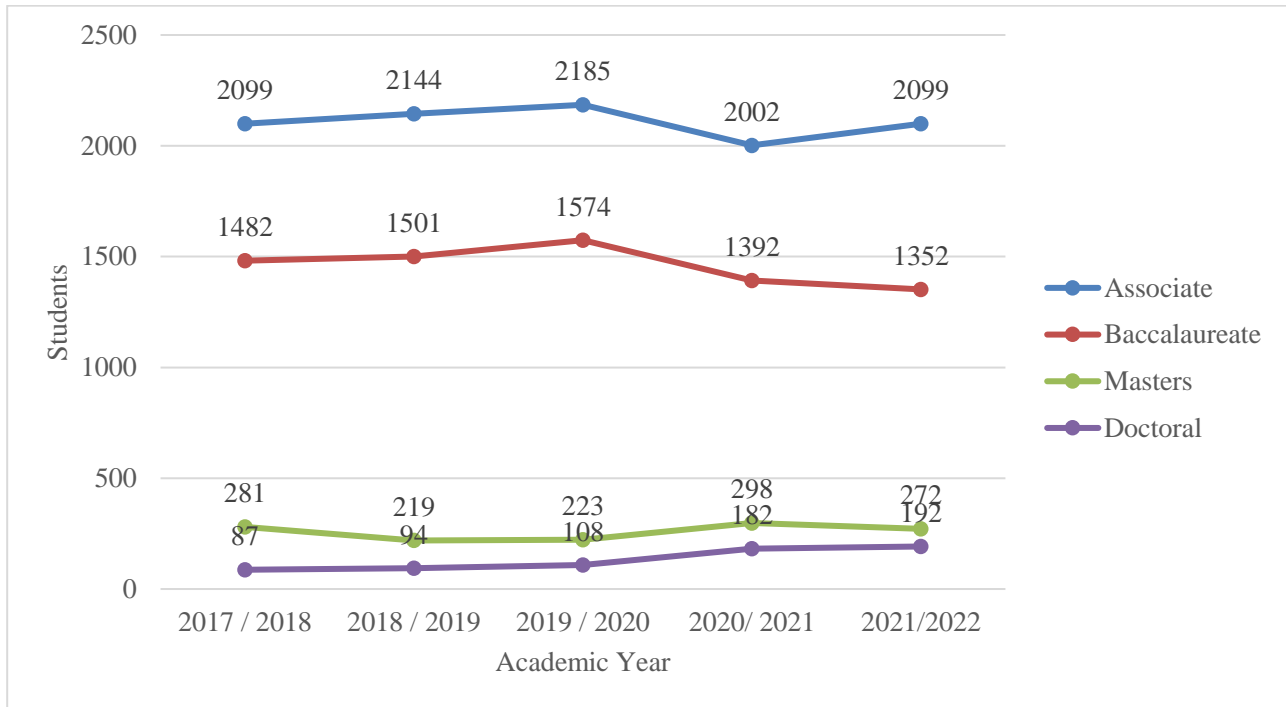
College/University Nursing Program	2017/ 2018	2018 / 2019	2019/ 2020	2020/ 2021	2021/2022	5-Year Average	5-Year Change
Associate							
Alcorn State University	18	23	24	30	32	25	77.8%
Coahoma Community College	29	30	31	28	38	31	31.0%
Copiah-Lincoln Community College	46	40	41	39	42	42	-8.7%
East Central Community College	49	63	58	52	53	55	8.2%
East Mississippi Community College	33	47	71	68	68	57	106.1%
Hinds Community College	245	264	233	222	226	238	-7.8%
Holmes Community College	175	158	169	174	173	170	-1.1%
Itawamba Community College	155	133	147	121	120	135	-22.6%
Jones County Junior College	92	82	81	85	85	85	-7.6%
Meridian Community College	260	303	295	243	213	263	-18.1%
Mississippi Delta Community College	74	67	79	63	59	68	-20.3%
Mississippi Gulf Coast Community College	306	293	290	292	357	308	16.7%
Mississippi University for Women	84	81	83	86	63	79	-25.0%
Northeast Mississippi Community College	112	119	106	106	116	112	3.6%
Northwest Mississippi Community College	152	195	205	143	190	177	25.0%
Pearl River Community College	132	128	124	133	150	133	13.6%
Southwest Mississippi Community College	137	118	148	117	114	127	-16.8%
Subtotal	2099	2144	2185	2002	2099	2106	0.0%
Baccalaureate							
Alcorn State University	36	41	33	41	54	41	50.0%
Belhaven University	21	32	25	36	22	27	4.8%
Delta State University	64	83	84	48	51	66	-20.3%
Mississippi College	233	203	293	213	154	219	-33.9%
Mississippi University for Women	402	398	471	419	387	415	-3.7%
University of Mississippi Medical Center	353	324	313	292	328	322	-7.1%
University of Southern Mississippi	172	260	224	199	215	214	25.0%
William Carey University	201	160	131	144	141	155	-29.9%
Subtotal	1482	1501	1574	1392	1352	1460	-8.8%
Masters							
Alcorn State University	14	8	7	6	13	10	-7.1%
Delta State University	8	6	10	12	13	10	62.5%
Mississippi College ¹	N/A	N/A	11	7	4	7	N/A
Mississippi University for Women	38	31	29	26	26	30	-31.6%
University of Mississippi Medical Center	121	115	83	196	202	143	66.9%
University of Southern Mississippi ²	80	38	66	41	7	46	-91.3%
William Carey University	20	21	17	10	7	15	-65.0%
Subtotal	281	219	223	298	272	259	-3.2%
Doctoral							
Alcorn State University ³	N/A	N/A	6	7	4	N/A	N/A
Delta State University	9	5	13	11	32	14	255.6%
Mississippi University for Women	6	6	2	15	19	10	216.7%
University of Mississippi Medical Center	14	11	13	19	32	18	128.6%
University of Southern Mississippi	26	41	47	96	83	59	219.2%
William Carey University	32	31	27	34	31	31	-3.1%
Subtotal	87	94	108	182	192	133	131.0%
TOTAL	3949	3958	4090	3874	3924	3959	-0.6%

¹Mississippi College – admitted first MSN class August 2019.

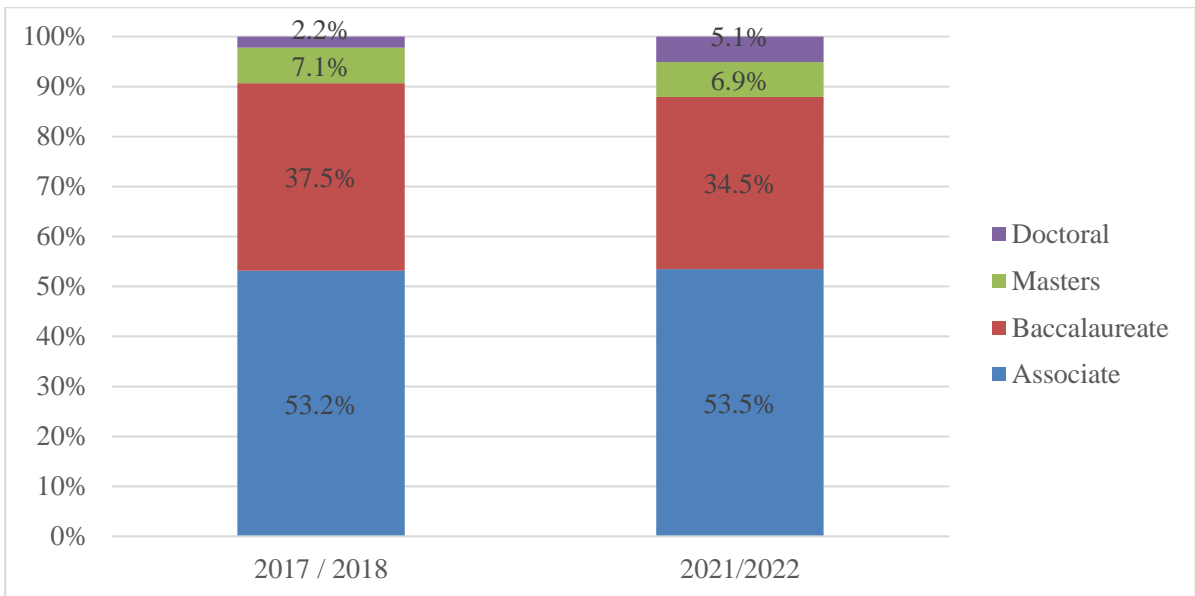
²USM- Post-master's admissions/ MSN program closure Fall 2020

³ASU – admitted first Doctor of Nursing Practice (DNP) class August 2019.

Admissions by Academic Year



- The overall total number of nursing admissions has decreased slightly by -0.6 percent from AY 2017-18 to AY 2021-22. This decrease has been in the Baccalaureate (-8.8%) and Masters (-3.2%) programs. Doctoral programs experienced the only increase while Associate degree programs admission have remained steady.



- Nursing admissions by academic level have changed slightly from AY 2017-18 to AY 2021-22. Lower percentages of admissions are at the Baccalaureate and Masters Degree levels and there is a higher percentage of nursing admissions at the Doctoral level when comparing AY 2017-18 to AY 2021-22.

Baccalaureate Admissions (Prelicensure & RN to BSN) by Academic Year

College/University Nursing Program	2017/ 2018	2018 / 2019	2019/ 2020	2020/ 2021	2021/2022	5-Year Average	5-Year Change
Baccalaureate							
Alcorn State University	36	41	33	41	54	41	50.0%
Belhaven University	21	32	25	36	22	27	4.8%
Delta State University	64	83	84	48	51	66	-20.3%
Mississippi College	233	203	293	213	154	219	-33.9%
Mississippi University for Women	402	398	471	419	387	415	-3.7%
University of Mississippi Medical Center	353	324	313	292	328	322	-7.1%
University of Southern Mississippi	172	260	224	199	215	214	25.0%
William Carey University	201	160	131	144	141	155	-29.9%
Total	1482	1501	1574	1392	1352	1460	-8.8%
Baccalaureate Prelicensure							
Alcorn State University	23	35	23	32	35	30	52.2%
Belhaven	19	27	17	24	14	20	-26.3%
Delta State University	35	42	45	34	40	39	14.3%
Mississippi College	127	127	125	94	69	108	-45.7%
Mississippi University for Women	84	94	76	75	84	83	0.0%
University of Mississippi Medical Center	160	159	215	223	295	210	84.4%
University of Southern Mississippi	172	234	209	183	192	198	11.6%
William Carey University	129	114	118	192	114	133	-11.6%
Subtotal	749	832	828	857	843	822	12.6%
Baccalaureate RN to BSN							
Alcorn State University	13	6	10	9	19	11	46.2%
Belhaven	2	5	8	12	8	7	300.0%
Delta State University	29	41	39	14	11	27	-62.1%
Mississippi College	106	76	168	119	85	111	-19.8%
Mississippi University for Women	318	304	395	341	303	332	-4.7%
University of Mississippi Medical Center	193	165	98	69	63	118	-67.4%
University of Southern Mississippi	N/A	26	15	16	23	N/A	N/A
William Carey University	72	43	13	29	27	37	-62.5%
Subtotal	733	666	746	609	539	659	-26.5%

Qualified Applicants (Summer 2021-Spring 2022)

Total <u>ADN/ASN</u> Qualified Applicants	3741
Total Offered Admission and Declined	594
Total Admitted	2099
Total Qualified Not Admitted	*1048
Total <u>Community College</u> Qualified Applicants	3567
Total Community College Offered Admission and Declined	569
Total Community College Admitted	2004
Total Qualified Not Admitted	*994
Total <u>BSN</u> Qualified Applicants	1763
Total BSN Offered Admission and Declined	293
Total BSN Admitted	1352
Total BSN Not Admitted	*135

*Note: Number does not exclude any duplicate applicants

Enrollment by Fall Term

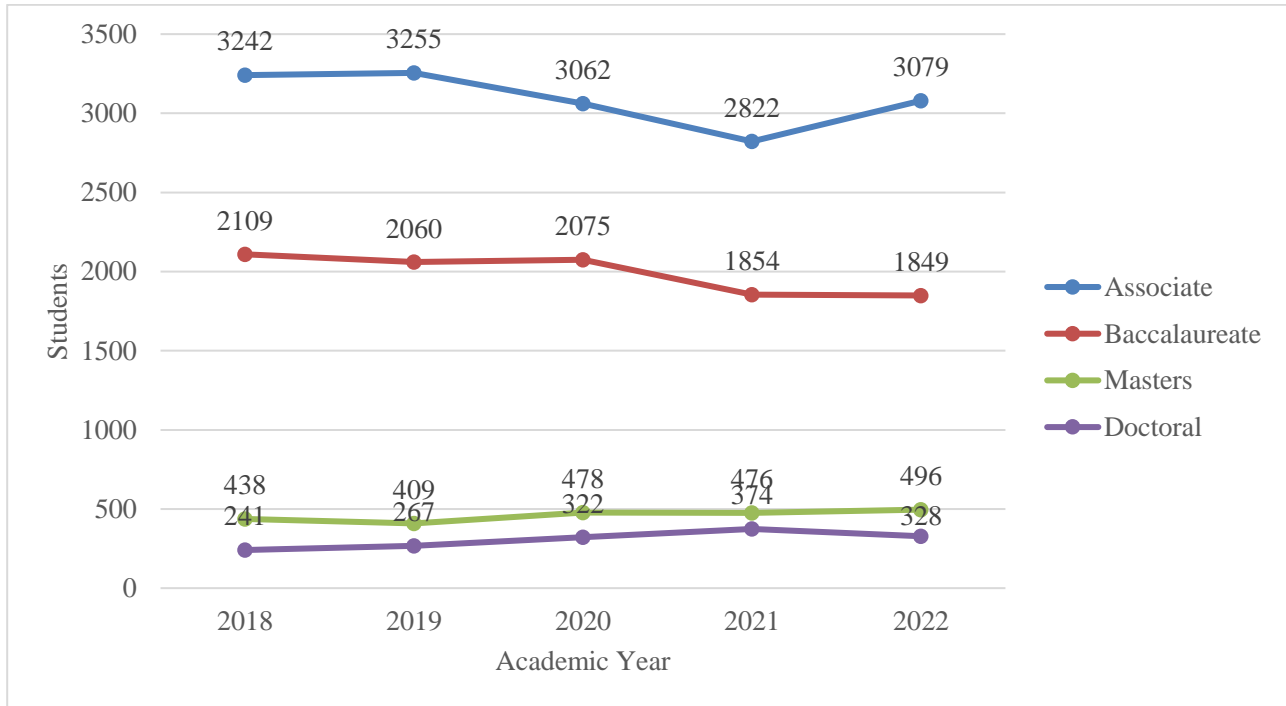
College/University Nursing Program	2018	2019	2020	2021	2022	5-Year Average	5-Year Change
Associate							
Alcorn State University	35	37	45	50	62	46	77.1%
Coahoma Community College	26	19	27	33	33	28	26.9%
Copiah-Lincoln Community College	78	68	67	61	62	67	-20.5%
East Central Community College	84	89	75	78	83	82	-1.2%
East Mississippi Community College	49	74	89	76	90	76	83.7%
Hinds Community College	396	386	367	312	327	358	-17.4%
Holmes Community College	250	288	292	253	293	275	17.2%
Itawamba Community College	233	220	218	180	200	210	-14.2%
Jones County Junior College	149	163	154	149	143	152	-4.0%
Meridian Community College	434	414	365	308	302	365	-30.4%
Mississippi Delta Community College	105	114	104	91	104	104	-1.0%
Mississippi Gulf Coast Community College	456	442	370	332	401	400	-12.1%
Mississippi University for Women	116	111	113	94	90	105	-22.4%
Northeast Mississippi Community College	187	191	169	173	180	180	-3.7%
Northwest Mississippi Community College	259	245	230	260	278	254	7.3%
Pearl River Community College	214	218	206	216	265	224	23.8%
Southwest Mississippi Community College	171	176	171	156	166	168	-2.9%
Subtotal	3242	3255	3062	2822	3079	3092	-5.0%
Baccalaureate							
Alcorn State University	55	54	66	78	72	65	30.9%
Belhaven University	51	59	53	53	48	53	-5.9%
Delta State University	158	155	120	119	131	137	-17.1%
Mississippi College	358	251	252	221	193	255	-46.1%
Mississippi University for Women	456	532	529	413	430	472	-5.7%
University of Mississippi Medical Center	390	390	436	434	423	415	8.5%
University of Southern Mississippi	439	412	409	354	365	396	-16.9%
William Carey University	202	207	210	182	187	198	-7.4%
Subtotal	2109	2060	2075	1854	1849	1989	-12.3%
Masters							
Alcorn State University	12	14	14	19	20	16	66.7%
Delta State University	13	13	17	18	22	17	69.2%
Mississippi College ¹	N/A	6	17	11	8	N/A	N/A
Mississippi University for Women	29	37	29	26	22	29	-24.1%
University of Mississippi Medical Center	227	195	278	348	375	285	65.2%
University of Southern Mississippi ²	128	107	93	40	40	82	-68.8%
William Carey University	29	37	30	14	9	24	-69.0%
Subtotal	438	409	478	476	496	459	13.2%
Doctoral							
Alcorn State University ³	N/A	6	13	11	9	N/A	N/A
Delta State University	14	15	15	39	46	26	228.6%
Mississippi University for Women	9	9	17	20	14	14	55.6%
University of Mississippi Medical Center	40	44	50	64	73	54	82.5%
University of Southern Mississippi	103	119	144	162	120	130	16.5%
William Carey University	75	74	83	78	66	75	-12.0%
Subtotal	241	267	322	374	328	306	36.1%
TOTAL	6030	5991	5937	5526	5752	5888	-4.6%

¹Mississippi College – admitted first MSN class August 2019.

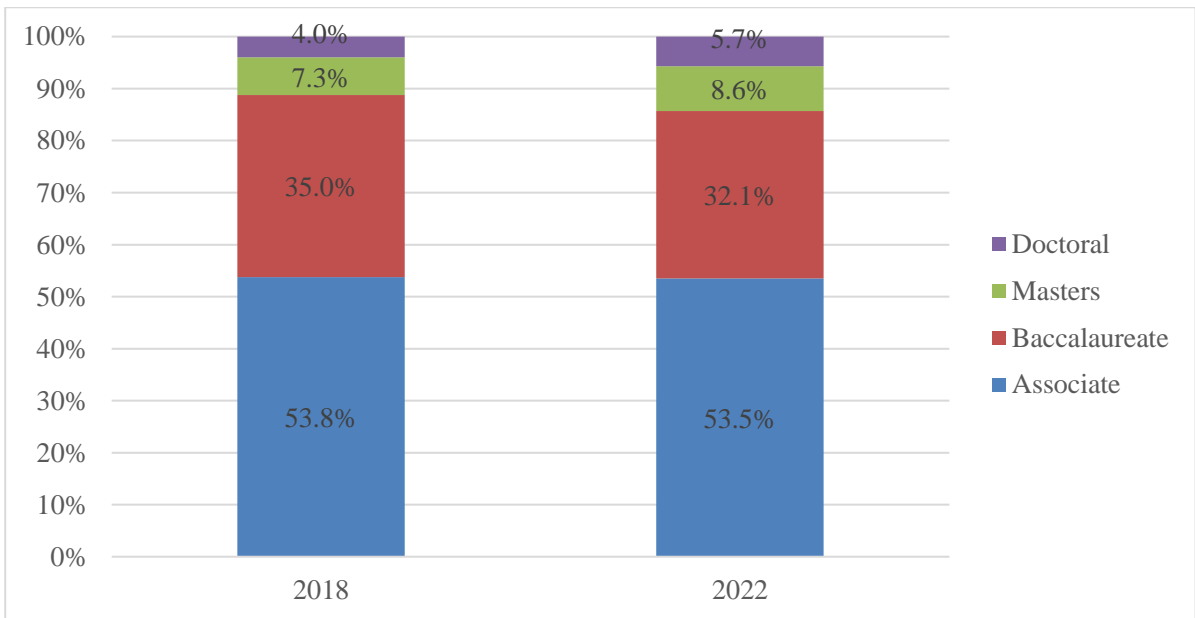
²USM- Post-master's admissions/ MSN program closure Fall 2020.

³ASU – admitted first Doctor of Nursing Practice (DNP) class August 2019.

Enrollment by Fall Term



- Nursing enrollment decreased from fall 2018 to fall 2021 with a slight increase from fall 2021 to fall 2022. Enrollment decreased (-4.6%) from Fall 2018 to Fall 2022. Increases have been in the Masters (13.2%) and Doctoral (47.2%) programs. Decreases have been in the Associate (-5.0%) and Baccalaureate (-12.3%) programs.



- Nursing enrollment by academic level has changed from Fall 2018 to Fall 2022. Higher percentages of students are enrolling at the graduate level while fewer percentages of students are enrolling at the undergraduate level.

Baccalaureate Enrollment (Prelicensure & RN to BSN) by Fall Term

College/University Nursing Program	2018	2019	2020	2021	2022	5-Year Average	5-Year Change
Baccalaureate							
Alcorn State University	55	54	66	78	72	65	30.9%
Belhaven University	51	59	53	53	48	53	-5.9%
Delta State University	158	155	120	119	131	137	-17.1%
Mississippi College	358	251	252	221	193	255	-46.1%
Mississippi University for Women	456	532	529	413	430	472	-5.7%
University of Mississippi Medical Center	390	390	436	434	423	415	8.5%
University of Southern Mississippi	439	412	409	354	365	396	-16.9%
William Carey University	202	207	210	182	187	198	-7.4%
Total	2109	2060	2075	1854	1849	1989	-12.3%
Baccalaureate Prelicensure							
Alcorn State University	49	44	57	58	51	52	4.1%
Belhaven	43	51	45	41	38	44	-11.6%
Delta State University	115	113	104	105	111	110	-3.5%
Mississippi College	225	175	153	156	139	170	-38.2%
Mississippi University for Women	144	139	134	132	152	140	5.6%
University of Mississippi Medical Center	244	274	321	336	348	305	42.6%
University of Southern Mississippi	426	392	393	330	351	378	-17.6%
William Carey University	154	154	167	155	175	161	13.6%
Subtotal	1400	1342	1374	1313	1365	1359	-2.5%
Baccalaureate RN to BSN							
Alcorn State University	6	10	9	20	21	13	250.0%
Belhaven	8	8	8	12	10	9	25.0%
Delta State University	43	42	16	14	20	27	-53.5%
Mississippi College	133	76	99	65	54	85	-59.4%
Mississippi University for Women	312	393	395	281	278	332	-10.9%
University of Mississippi Medical Center	146	116	115	98	75	110	-48.6%
University of Southern Mississippi	13	20	16	24	14	17	7.7%
William Carey University	48	53	43	27	12	37	-75.0%
Subtotal	709	718	701	541	484	631	-31.7%

Graduate Program Enrollment by Clinical Practice Role Fall 2022

Institution	Doctoral Enrollment			Masters Enrollment		Total Graduate Enrollment
	DNP	PhD	Other*	Role		
Alcorn State University ¹	9			Family NP Post-Masters Family NP	16 4	29
Delta State University	46			Family NP Post-Masters Family NP	21 1	68
Mississippi College ²				Clinical Nurse Leader	8	8
Mississippi University for Women	14			Family NP Post-Masters Family NP	21 1	36
University of Mississippi Medical Center	55	18		Administration/Executive Post-Masters Admin/Executive Education Family NP Post-Masters Family NP Acute Care Adult Geri NP Post-Masters Acute Care Adult Geri NP Family Psych MH NP Post-Masters Family Psych MH NP Neonatal NP Pediatric Acute/Primary NP	58 1 61 144 8 9 3 62 5 7 17	448
University of Southern Mississippi ³	120	38		Post-Masters Family NP Post-Masters Family Psych MH NP	3 28	189
William Carey University		66		Education	9	75
Total Graduate Enrollment Fall 2022	244	122			487	853
Total Graduate Enrollment Fall 2021	240	134			476	850
Total Graduate Enrollment Fall 2020	196	126			478	800
Total Graduate Enrollment Fall 2019	149	118			409	676
Total Graduate Enrollment Fall 2018	123	118			438	679

*Other – students with special circumstances or non-degree seeking

¹ASU – admitted first Doctor of Nursing Practice (DNP) class August 2019.

²Mississippi College – admitted first MSN class August 2019.

³USM – DNP enrollment includes Nurse Anesthesia Program (Post-BSN to DNP).

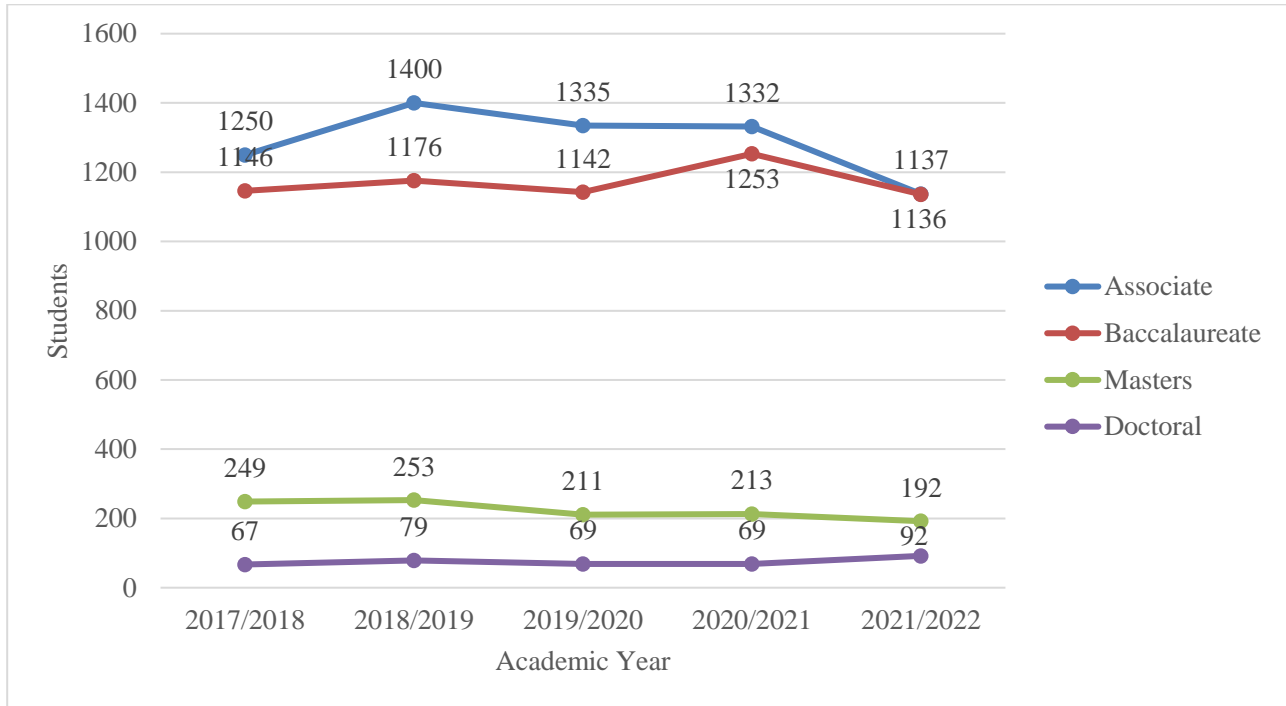
Graduates by Academic Year

College/University Nursing Program	2017 / 2018	2018/ 2019	2019/ 2020	2020/ 2021	2021/ 2022	5-Year Average	5-Year Change
Associate							
Alcorn State University	16	10	18	23	22	18	37.5%
Coahoma Community College	22	22	22	16	29	22	31.8%
Copiah-Lincoln Community College	20	25	19	19	23	21	15.0%
East Central Community College	42	41	36	38	27	37	-35.7%
East Mississippi Community College	23	20	26	39	28	27	21.7%
Hinds Community College	142	167	158	148	91	141	-35.9%
Holmes Community College	72	120	85	139	152	114	111.1%
Itawamba Community College	83	96	69	88	65	80	-21.7%
Jones County Junior College	67	47	71	69	57	62	-14.9%
Meridian Community College	203	211	137	142	113	161	-44.3%
Mississippi Delta Community College	46	44	49	43	37	44	-19.6%
Mississippi Gulf Coast Community College	177	137	173	172	122	156	-31.1%
Mississippi University for Women	52	53	47	49	35	47	-32.7%
Northeast Mississippi Community College	60	64	83	65	55	65	-8.3%
Northwest Mississippi Community College	83	176	168	107	107	128	28.9%
Pearl River Community College	76	80	92	85	88	84	15.8%
Southwest Mississippi Community College	66	87	82	90	86	82	30.3%
Subtotal	1250	1400	1335	1332	1137	1289	-9.0%
Baccalaureate							
Alcorn State University	43	18	24	32	40	31	-7.0%
Belhaven University	22	19	30	25	24	24	9.09%
Delta State University	68	74	69	46	46	61	-32.4%
Mississippi College	84	182	166	137	142	142	69.0%
Mississippi University for Women	393	330	335	420	319	359	-18.8%
University of Mississippi Medical Center	300	259	264	292	327	288	9.0%
University of Southern Mississippi	152	190	163	200	148	171	-2.6%
William Carey University	84	104	91	101	90	94	7.1%
Subtotal	1146	1176	1142	1253	1136	1170	-0.9%
Masters							
Alcorn State University	9	5	7	7	5	7	-44.4%
Delta State University	10	7	5	6	2	6	-80.0%
Mississippi College ¹	N/A	N/A	N/A	9	10	N/A	N/A
Mississippi University for Women	31	38	27	33	19	30	-38.7%
University of Mississippi Medical Center	113	101	96	81	116	101	2.7%
University of Southern Mississippi	65	81	63	63	28	60	-56.9%
William Carey University	21	21	13	14	12	16	-42.9%
Subtotal	249	253	211	213	192	220	-22.9%
Doctoral							
Alcorn State University ²	N/A	N/A	N/A	6	7	N/A	N/A
Delta State University	6	4	2	3	6	4	0.0%
Mississippi University for Women	5	3	7	2	12	6	140.0%
University of Mississippi Medical Center	13	15	8	10	6	10	-53.8%
University of Southern Mississippi	22	32	30	31	42	31	90.9%
William Carey University	21	25	22	17	19	21	-9.5%
Subtotal	67	79	69	69	92	72	37.3%
TOTAL	2712	2908	2757	2867	2557	2751	-5.7%

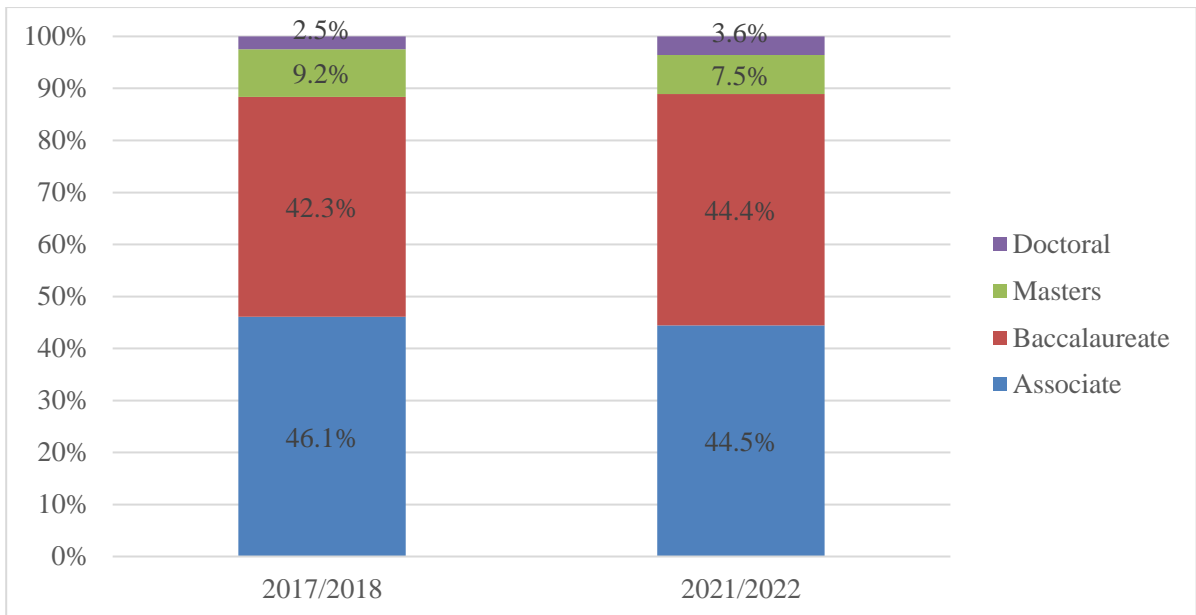
¹MC- admitted first MSN class August 2019

²ASU – admitted first Doctor of Nursing Practice (DNP) class August 2019.

Graduates by Academic Year



- The overall number of nursing graduates increased by 5.3 percent from AY 2016-17 to AY 2020-21, but was at the lowest in 8 years AY 2021-22 representing a decrease of -5.7 AY 2017-18 to AY 2021-22.



- Nursing graduates by academic level have changed from AY2017-18 to AY2021-22.

Associate and Baccalaureate Graduates Academic Year 2021-2022

Institution/Degree	Generic Graduates ¹	LPN to RN Graduates	Other RN Graduates ²	RN to BSN Graduates	Total Graduates
Associate Degree					
Alcorn State University	16	6			22
Coahoma Community College		29			29
Copiah-Lincoln Community College	23				23
East Central Community College	20	7			27
East Mississippi Community College	16	12			28
Hinds Community College	69	20	2		91
Holmes Community College	121	31			152
Itawamba Community College	62	3			65
Jones County Junior College	56	1			57
Meridian Community College	96	16	1		113
Mississippi Delta Community College	31	6			37
Mississippi Gulf Coast Community College	68	47	7		122
Mississippi University Women	25	10			35
Northeast Mississippi Community College	43	12			55
Northwest Mississippi Community College	88	19			107
Pearl River Community College	75	15			90
Southwest Mississippi Community College	56	30			86
Subtotal	865	264	10		1139
Baccalaureate Degree					
Alcorn State University	26			14	40
Belhaven University	13			11	24
Delta State University	33			13	46
Mississippi College	51		29	62	142
Mississippi University for Women	49		0	270	319
University of Mississippi Medical Center	93		111	123	327
University of Southern Mississippi	129			19	148
William Carey University	68		7	15	90
Subtotal	462		166	508	1136
TOTAL	1327	264	176	508	2275

¹Generic Graduates – Traditional track pre-licensure students

²Other RN Graduates – Accelerated 2nd Degree BSN, Dual Enrollment (ADN & BSN), LPN-to-BSN, Paramedic-to-RN, & Respiratory Therapist-to-RN

**Masters and Doctoral Graduates
Academic Year 2021-2022**

Institution	Doctoral Graduates		Masters Graduates		Total Graduates
	DNP	PhD	Role		
Alcorn State University	7		Family NP Post-Masters Family NP	4 1	12
Delta State University	6		Family NP	2	8
Mississippi College			Clinical Nurse Leader	10	10
Mississippi University for Women	12		Family NP	19	31
University of Mississippi Medical Center	6		Administration/Executive Education Family NP Post-Masters Family NP Acute Care Adult Geri NP Post-Masters Acute Care Adult Geri NP Adult Geri NP Post-Masters Adult Geri NP Family Psych MH NP Post-Masters Family Psych MH NP Neonatal NP Acute Primary Care Pediatric NP	15 11 36 4 4 5 7 0 21 10 0 3	122
University of Southern Mississippi	35	7	Post-Masters Family NP Post-Masters Family Psych MH NP	4 24	70
William Carey University		19	Education	12	31
Total Graduates AY 2021/2022	66	26		192	284
Total Graduates AY 2020/2021	47	22		213	282
Total Graduates AY 2019/2020	40	29		211	280
Total Graduates AY 2018/2019	44	35		253	332
Total Graduates AY 2017/2018	42	25		249	316

NCLEX-RN® Pass Rates
Mississippi Undergraduate Nursing Programs
Calendar Years 2020-2022

(Source: MS Board of Nursing/National Council of State Boards of Nursing)

STANDARD VI: Outcomes. 2. A. NCLEX Pass Rates: Annual NCLEX pass rates for all test takers (1st and repeat) will be at 80% or above over a three-year period.

Nursing Programs	2020	2021	2022	3-Year Pass Rate
Alcorn State University	100%	91.30%	100%	96.83%
Coahoma Community College	100%	95.00%	67.74%	88.33%
Copiah-Lincoln Community College	100%	100%	95.65%	98.36%
East Central Community College	97.22%	92.11%	92.59%	94.06%
East Mississippi Community College	100%	94.59%	95.83%	96.70%
Hinds Community College	95.77%	97.10%	92.97%	95.34%
Holmes Community College	91.67%	97.22%	96.33%	95.08%
Itawamba Community College	100%	94.25%	98.46%	97.29%
Jones County Junior College	97.18%	98.55%	98.25%	97.97%
Meridian Community College	97.08%	96.35%	98.23%	97.16%
Mississippi Delta Community College	95.92%	100%	94.59%	96.80%
Mississippi Gulf Coast Community College	98.51%	97.44%	98.39%	98.19%
Mississippi University for Women	100%	100%	97.06%	99.23%
Northeast Mississippi Community College	97.59%	93.75%	94.64%	95.57%
Northwest Mississippi Community College	97.62%	98.89%	99.07%	98.58%
Pearl River Community College	97.85%	95.06%	94.62%	95.88%
Southwest Mississippi Community College	97.50%	98.89%	98.65%	98.35%
Associate Degree Pass Rate	97.27%	96.76%	95.73%	
Alcorn State University	92.86%	100%	92.31%	95.31%
Belhaven University	100%	91.30%	100%	96.61%
Delta State University	97.22%	96.43%	100%	97.94%
Mississippi College	93.18%	94.67%	93.59%	93.78%
Mississippi University for Women	100%	100%	100%	100%
University of Mississippi Medical Center	99.39%	95.85%	95.43%	96.67%
University of Southern Mississippi	97.93%	98.35%	99.25%	98.48%
William Carey University	98.61%	100%	96.84%	98.33%
Bachelor Degree Pass Rate	98.04%	97.23%	96.76%	
ADN and BSN Pass Rate Combined	97.49%	96.93%	96.11%	
National Pass Rate (1st Write Only)	86.57%	82.48%	79.90%	
National Pass Rate (Repeat)	42.94%	45.52%	43.74%	
TOTAL Mississippi Graduates taking NCLEX-RN®	1885	1890	1773	

Student/Faculty Ratios Fall 2022

STANDARD IV. Curriculum. *Undergraduate student-to-faculty ratios must be no more than 15 to 1 for total enrollment, 10 to 1 for clinical laboratory courses that require direct supervision, and 15 to 1 for those courses that do not require direct supervision. Graduate student-to-faculty ratios must be no more than 15 to 1 for total enrollment, 15 to 1 in graduate clinical courses, 2 to 1 for advanced practice clinical courses that require direct supervision, and 6 to 1 for advanced practice clinical courses that do not require direct supervision.*

Nursing Program	Student Enrollment	Total Faculty Number (FTE)	Student/Faculty Total Enrollment Ratio	Meets Student/Faculty Clinical Ratio
Associate Degree				
Alcorn State University	62	6 (3.60)	10:1	Yes
Coahoma Community College	33	4 (4.00)	8:1	Yes
Copiah-Lincoln Community College	62	9 (9.00)	7:1	Yes
East Central Community College	83	11 (9.90)	8:1	Yes
East Mississippi Community College	90	8 (6.60)	11:1	Yes
Hinds Community College	327	32 (27.7)	10:1	Yes
Holmes Community College	293	39 (27.90)	8:1	Yes
Itawamba Community College	200	18 (15.50)	11:1	Yes
Jones County Junior College	143	14 (13.50)	10:1	Yes
Meridian Community College	302	34 (32.75)	9:1	Yes
Mississippi Delta Community College	104	12 (11.25)	9:1	Yes
Mississippi Gulf Coast Community College	401	41 (31.1)	10:1	Yes
Mississippi University for Women	90	12 (11.50)	8:1	Yes
Northeast Mississippi Community College	180	15 (14.02)	12:1	Yes
Northwest Mississippi Community College	278	26 (20.40)	11:1	Yes
Pearl River Community College	265	27 (24.00)	10:1	Yes
Southwest Mississippi Community College	166	16 (13.00)	10:1	Yes
Baccalaureate Degree				
Alcorn State University	72	12 (5.40)	6:1	Yes
Belhaven University	48	11 (6.31)	4:1	Yes
Delta State University	131	14 (9.50)	9:1	Yes
Mississippi College	193	31 (21.60)	6:1	Yes
Mississippi University for Women	430	37 (27.7)	12:1	Yes
University of Mississippi Medical Center	423	42 (36.90)	10:1	Yes
University of Southern Mississippi	365	33 (25.83)	11:1	Yes
William Carey University	187	24 (15.06)	8:1	Yes
Graduate Degree				
Alcorn State University	29	11 (4.10)	3:1	Yes
Delta State University	68	20 (5.61)	3:1	Yes
Mississippi College	8	7 (4.10)	1:1	Yes
Mississippi University for Women	36	15 (7.50)	2:1	Yes
University of Mississippi Medical Center	448	59 (36.50)	8:1	Yes
University of Southern Mississippi	189	19 (13.00)	10:1	Yes
William Carey University	75	18 (4.85)	4:1	Yes
TOTAL	5492	632 (507.84)		

*Total Faculty Number may include duplicated numbers due to faculty teaching across degree levels.

*Graduate Degree Student Enrollment data for Master of Science in Nursing (MSN) and Doctor of Nursing Practice (DNP) programs.

Faculty Vacancies and Preparation by Institution Fall 2022

Institution	Program Vacancy				Faculty Preparation				Total Faculty FTE
	ADN	BSN	MSN	DNP/PhD	ADN/BSN ¹	MSN	Doctorate	Other ²	
Alcorn State University	None	1	1	None		6.0	6.90	0.2	13.10
Belhaven University		None				2.98	3.33		6.31
Coahoma Community College	None					2.0	2.0		4.00
Copiah-Lincoln Community College	None					8.0	1.0		9.00
Delta State University		None	None	1		8.82	8.97		17.79
East Central Community College	None					8.90	1		9.90
East Mississippi Community College	None					3.30	3.30		6.60
Hinds Community College	9				0.4	22.40	4.90		27.70
Holmes Community College	1				1.3	20.00	6.6		27.90
Itawamba Community College	None					3.20	12.3		15.50
Jones County Junior College	None					13.50			13.50
Meridian Community College	None				0.25	24.50	8		32.75
Mississippi College		None	None		1.3	17.30	7.10		25.70
Mississippi Delta Community College	None					10.25	1		11.25
Mississippi Gulf Coast Community College	6					23.3	7.80		31.10
Mississippi University for Women	None	1	None	None		22.70	24.00		46.70
Northeast Mississippi Community College	None					5.0	9.20		14.20
Northwest Mississippi Community College	1					19.40	1.0		20.40
Pearl River Community College	1					17.0	7.0		24.00
Southwest Mississippi Community College	None				1.0	12			13.00
University of Mississippi Medical Center		1	None	2		20.10	46.90	6.40	73.40
University of Southern Mississippi		None		None	0.5	19.83	18.50		38.83
William Carey University		2	None	None		8.49	11.42		19.91
Total Fall 2022	18	5	1	3	5.70	310.23	135.68	6.40	458.01

Faculty preparation includes full-time, part-time, and adjunct.

¹ADN or BSN Prepared Faculty – approved faculty exception currently pursuing a master’s degree in nursing, with completion in 3 years

²Other (Non-Nurse Faculty) – EdD Higher Education, MA Higher Education, MS Instructional Technology, PhD Biochemistry, PhD Biostatistics, PhD Counseling Psychology, PhD Molecular Biology, PhD Molecular Medicine, PhD Instructional Systems and Workforce Development, PhD Pharmaceutical Science, and USM Nurse Anesthesia Program (Volunteer/no cost: Anesthesiologist; CRNA Clinical Instructors).

Number of Faculty Eligible to Retire in 3-5 years or less as reported Fall 2022

Institution	Program					
	Nurse Administrator(s)	ADN	BSN	MSN	DNP/PhD	Total # Faculty
Alcorn State University	No			2FT 2 PT		1 NA 9 FT 12 PT
Belhaven University	Yes		1 FT 0 PT			1 NA 4 FT 7 PT
Coahoma Community College	No	1 FT				1 NA 4 FT 0PT
Copiah-Lincoln Community College	Yes	3 FT				1 NA 9 FT 0 PT
Delta State University	Yes			2 FT 0 PT		1 NA 15 FT 9 PT
East Central Community College	No	5 FT				1 NA 9 FT 2 PT
East Mississippi Community College	No	None				1 NA 6 FT 2 PT
Hinds Community College	No	7 FT 1PT				1 NA 25 FT 8 PT
Holmes Community College	Yes	5 FT 1 PT				1 NA 24 FT 15 PT
Itawamba Community College	Yes	8 FT 1 PT				1 NA 15 FT 3 PT
Jones County Junior College	Yes	3 FT				1 NA 13 FT 1 PT
Meridian Community College	Yes	8 FT 0 PT				1 NA 33 FT 1PT
Mississippi College	No			8 FT 4 PT		1 NA 20 FT 16 PT
Mississippi Delta Community College	No	4 FT 0 PT				1 NA 11 FT 1 PT
Mississippi Gulf Coast Community College	Yes	21 FT 5 PT				1 NA 27 FT 14 PT
Mississippi University for Women	No			9 FT 2 PT		43 FT 14 PT
Northeast Mississippi Community College	No	1 FT				1 NA 14 FT 1 PT
Northwest Mississippi Community College	Yes	2 FT				1 NA 18 FT 7 PT
Pearl River Community College	Yes	10 FT				1 NA 22 FT 5 PT
Southwest Mississippi Community College	No	2 FT 2 PT				1 NA 12 FT 4 PT
University of Mississippi Medical Center	Yes			22 FT 7 PT		1 NA 68 FT 22 PT
University of Southern Mississippi	Yes			10 FT 1 PT		1 NA 35 FT 17 PT
William Carey University	No			3 FT 8 PT		1 NA 23 FT 25 PT
Total Fall 2022	12	80 FT 10 PT		57 FT 24 PT		667

27% all faculty and nurse administrators eligible to retire in 3 to 5 years or less

Degree Completion Rates by Degree Level

STANDARD VI: Outcomes. 2. B. Degree Completion Rates: *Expected levels of achievement for program completion are determined by the faculty, reflect program demographics, academic progression, program history, best practices, and will be within 150 percent of the stated program length over a three-year period.*

College/University Nursing Program	Academic Year			ELA*	3-Year Rate
	2019/2020	2020/2021	2021/2022		
<i>Associate Degree</i>					
Alcorn State University	72.73%	65.22%	91.67%	60%	77.59%
Coahoma Community College	87.50%	65.00%	67.65%	55%	73.08%
Copiah-Lincoln Community College	69.70%	73.33%	58.97%	50%	66.67%
East Central Community College ¹	76.60%	66.67%	70.00%	45%	70.78%
East Mississippi Community College	89.66%	60.61%	58.82%	60%	67.72%
Hinds Community College	84.18%	84.13%	66.14%	60%	78.02%
Holmes Community College	67.46%	76.26%	75.66%	60%	73.38%
Itawamba Community College ²	64.49%	64.91%	60.28%	56.67%	63.10%
Jones County Junior College	82.76%	68.92%	87.84%	60%	79.61%
Meridian Community College ³	63.21%	58.98%	52.65%	56.67%	58.24%
Mississippi Delta Community College	64.10%	61.11%	62.71%	60%	62.68%
Mississippi Gulf Coast Community College	65.28%	71.37%	67.34%	60%	67.90%
Mississippi University for Women	81.43%	69.70%	57.38%	60%	70.05%
Northeast Mississippi Community College	71.59%	79.35%	84.75%	60%	77.82%
Northwest Mississippi Community College	73.21%	69.93%	82.09%	60%	75.67%
Pearl River Community College	72.97%	73.55%	77.88%	60%	74.78%
Southwest Mississippi Community College	76.85%	75.0%	80.37%	60%	77.31%
<i>Baccalaureate</i>					
Alcorn State University	85.71%	93.55%	85.19%	60%	88.61%
Belhaven University	88.24%	89.66%	82.05%	80%	86.27%
Delta State University	88.46%	88.46%	85.19%	70%	87.50%
Mississippi College	94.32%	94.48%	95.95%	70%	94.88%
Mississippi University for Women	93.14%	94.64%	93.45%	70%	93.80%
University of Mississippi Medical Center	98.11%	95.62%	97.60%	70%	97.09%
University of Southern Mississippi	100%	80.98%	86.49%	80%	86.73%
William Carey University	88.14%	80.67%	78.95%	70%	82.43%
<i>Masters</i>					
Alcorn State University	60.00%	87.50%	83.33%	70%	75.00%
Delta State University	83.33%	100%	100%	70%	92.86%
Mississippi College ⁴	N/A	N/A	91.91%	70%	N/A
Mississippi University for Women	93.10%	89.19%	76.00%	80%	86.81%
University of Mississippi Medical Center	97.92%	96.43%	92.68%	70%	95.38%
University of Southern Mississippi ⁵	95.24%	100%	96.55%	80%	97.08%
William Carey University ⁶	94.44%	100%	100%	83.33%	97.06%
<i>Doctor of Nursing Practice</i>					
Alcorn State University ⁷	N/A	100%	100%	70%	N/A
Delta State University	100%	100%	100%	70%	100%
Mississippi University for Women	100%	100%	100%	80%	100%
University of Mississippi Medical Center ⁶	66.67%	75%	85.71%	70%	77.78%
University of Southern Mississippi	100%	100%	100%	75%	100%

*ELA – Expected levels of achievement

¹ ECCC- ADN average ELA for three-year period (ELA 55% 2019/2020; 40% 2020/2021 & 2021/2022)

² ICC- ADN average ELA for three-year period (ELA 60% 2019/2020 & 2020/2021; 50% 2021/2022)

³ MCC- ADN average ELA for three-year period (ELA 60% 2019/2020 & 2020/2021; 50% 2021/2022)

⁴ MC- Admitted first MSN class August 2019

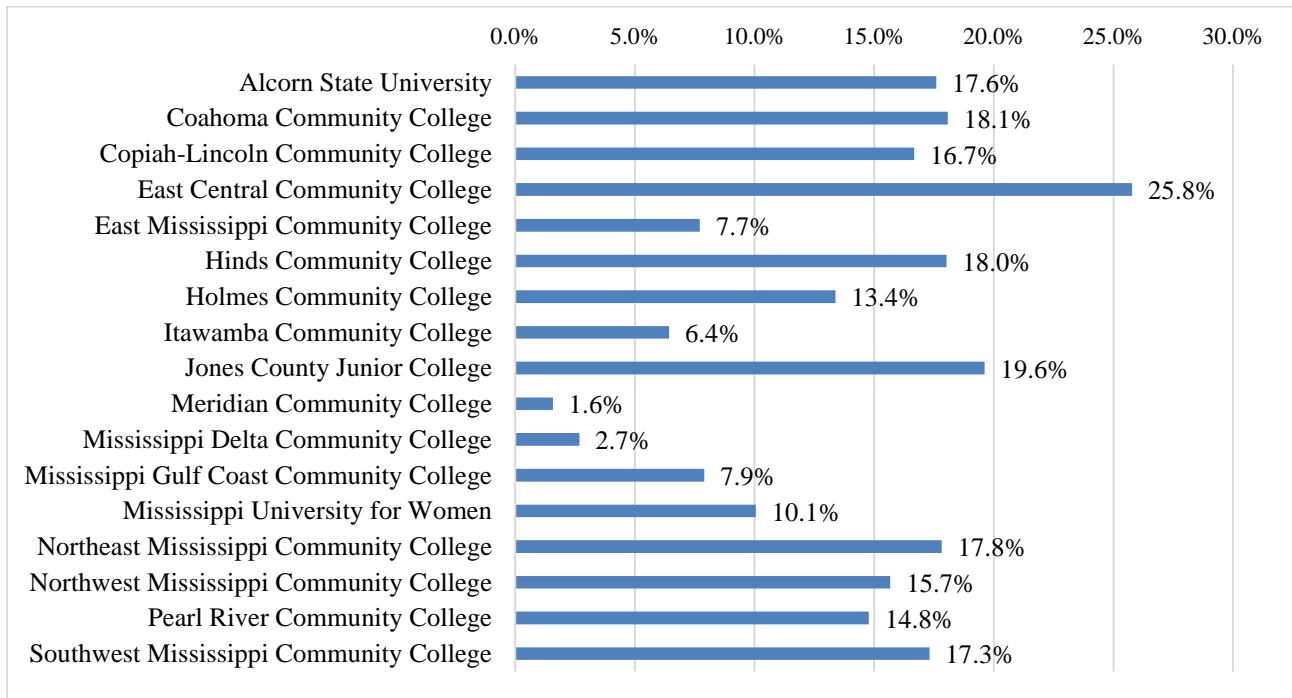
⁵ USM- Degree Completion Rates Post-Graduate Certificates

⁶ WCU- MSN average ELA for three-year period (ELA 90% 2019/20; 80% 2020/21 & 2021/2022)

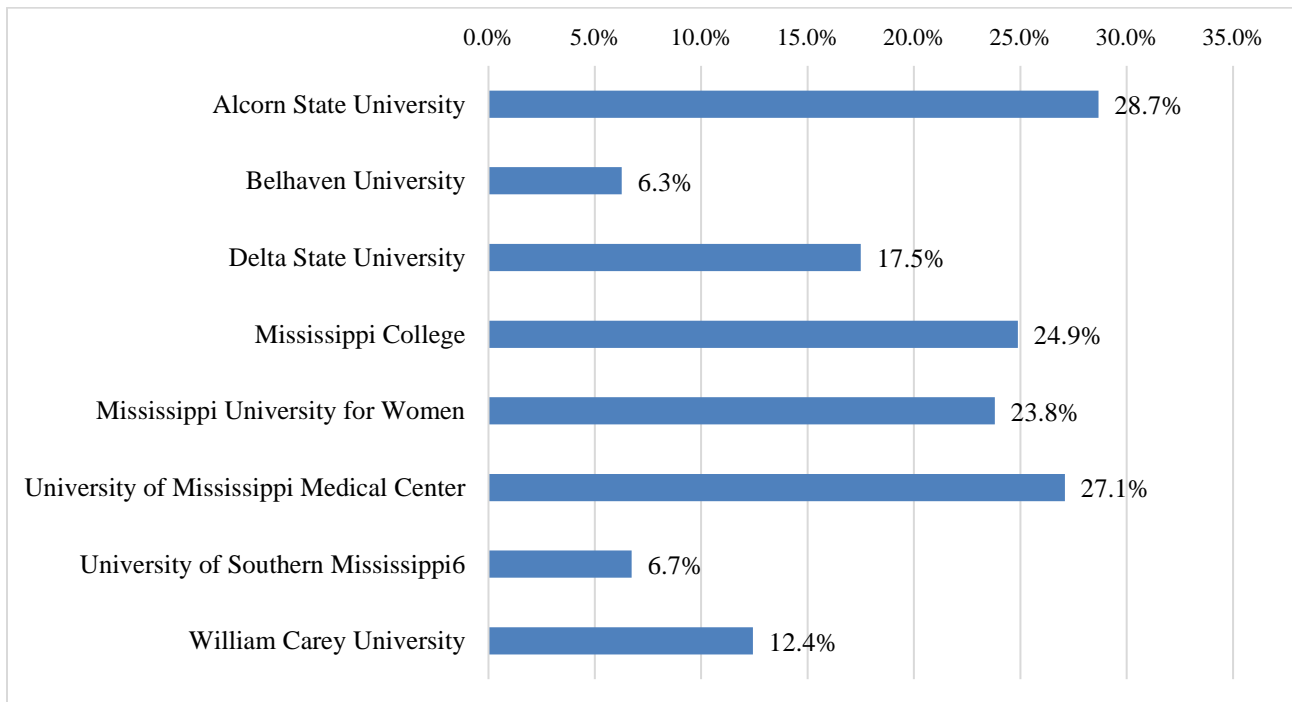
⁷ ASU – admitted first Doctor of Nursing Practice (DNP) class August 2019

Degree Completion Rates Above or Below Expected Levels of Achievement (ELA)

Associate Degree



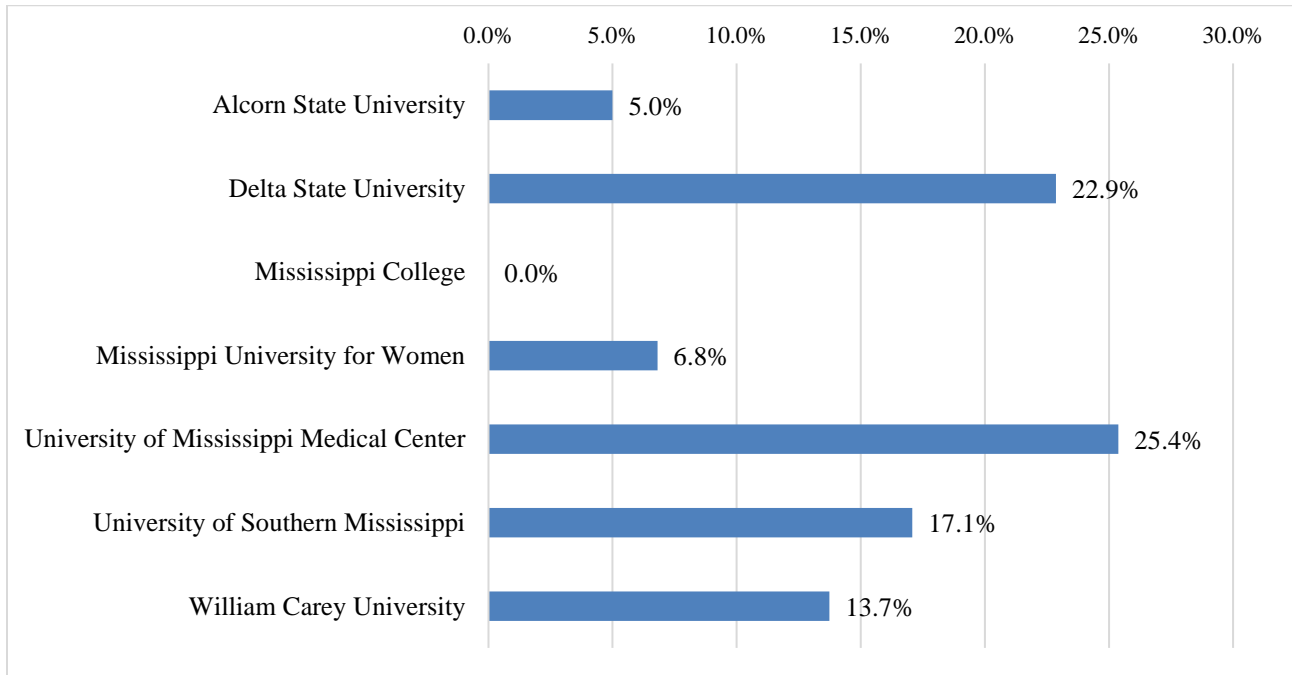
Baccalaureate Degree



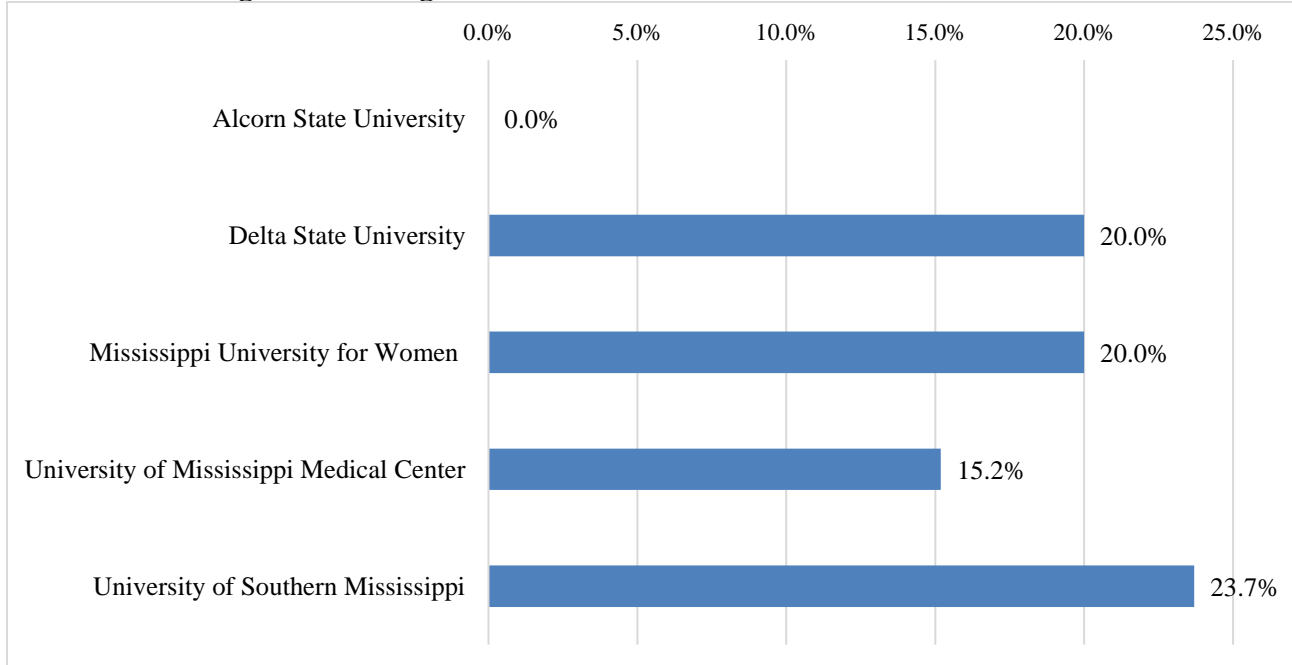
Note: Zero (0.0%) or positive values indicate three-year completion rates meet or exceed Expected Levels of Achievement (ELA) rates. Negative values indicate completion rates fell below ELA rates.

Degree Completion Rates Above or Below Expected Levels of Achievement (ELA)

Masters Degree



Doctor of Nursing Practice Degree



Note: Zero (0.0%) or positive values indicate three-year completion rates meet or exceed Expected Levels of Achievement (ELA) rates. Negative values indicate completion rates fell below ELA rates.

Nurse Practitioner and Nurse Anesthesia Certification Rates Calendar Years 2019-2021

STANDARD VI: Outcomes. 2. C. Certification Pass Rates:

Annual nurse practitioner certification exam pass rates for all test takers (1st and repeat) will be at 80% or above over a three-year period.

College/University Nursing Program	2019	2020	2021	3-Year Rate
Alcorn State University	80.00%	71.43%	100%	82.35%
Delta State University	90.00%	100%	100%	95.45%
Mississippi University for Women	96.15%	96.67%	92.31%	95.12%
University of Mississippi Medical Center	100%	96.97%	90.91%	96.24%
University of Southern Mississippi	93.55%	81.25%	85.94%	86.08%

Annual nurse anesthesia certification exam pass rates for all test takers (1st and repeat) will be at 80% or above over a three-year period.

College/University Nursing Program	2019	2020	2021	3-Year Rate
University of Southern Mississippi	100%	100%	100%	100%

National Accreditation Status and Site Visit Schedule

III. STANDARDS FOR ACCREDITATION. *All Nursing Education Programs must be accredited by a national nursing education accrediting body.*

Nursing Program	Accreditation Status		Date of Next Accreditation Visit
	ACEN*	CCNE**	
Associate Degree			
Alcorn State University	Continuing Accreditation		Spring 2023
Coahoma Community College	Continuing Accreditation		Fall 2027
Copiah-Lincoln Community College	Continuing Accreditation		Spring 2026
East Central Community College	Continuing Accreditation		Fall 2026
East Mississippi Community College	Continuing Accreditation		Fall 2024
Hinds Community College	Continuing Accreditation		Fall 2026
Holmes Community College	Continuing Accreditation		Spring 2027
Itawamba Community College	Continuing Accreditation		Spring 2028
Jones County Junior College	Continuing Accreditation		Fall 2026
Meridian Community College	Continuing Accreditation		Spring 2026
Mississippi Delta Community College	Continuing Accreditation		Spring 2029
Mississippi Gulf Coast Comm College	Continuing Accreditation		Spring 2028
Mississippi University for Women	Continuing Accreditation		Fall 2029
Northeast Mississippi Community College	Continuing Accreditation		Spring 2023
Northwest Mississippi Comm College	Continuing Accreditation		Fall 2026
Pearl River Community College	Continuing Accreditation		Spring 2027
Southwest Mississippi Comm College	Continuing Accreditation		Spring 2028
Baccalaureate/Higher Degree			
Alcorn State University	Continuing Accreditation Continuing Accreditation With Conditions Full Accreditation		Spring 2023 BSN Spring 2023 MSN/Post- Masters Certificate Program Follow-Up Report Fall 2025 DNP
Belhaven University		Continuing Accreditation	Spring 2031
Delta State University		Continuing Accreditation Continuing Accreditation	Spring 2030 BSN/MSN/ DNP/Post-Graduate APRN
Mississippi College		Continuing Accreditation Full Accreditation	Spring 2032 BSN Fall 2025 MSN
Mississippi University for Women		Continuing Accreditation Continuing Accreditation	Spring 2030 BSN/MSN/ DNP/Post-Graduate APRN
University of Mississippi Medical Center		Continuing Accreditation Continuing Accreditation	Spring 2032 BSN/MSN DNP/Post-Graduate APRN
University of Southern Mississippi		Continuing Accreditation Continuing Accreditation Continuing Accreditation	Spring 2032 BSN Spring 2027 DNP/Post-Graduate APRN Spring 2023 NAP (COA)
William Carey University		Continuing Accreditation	Spring 2032 BSN/MSN

*ACEN – Accreditation Commission for Education in Nursing. **CCNE – Commission on Collegiate Nursing Education.
COA - Council on Accreditation of Nurse Anesthesia Educational Programs.

Demographic Make-up of Prelicensure RN Students in Mississippi

Mississippi Annual Prelicensure Survey Report by National Council State Board of Nursing (NCSBN)

Range of Average Age of Students

AY 2022-2023	ASN/ADN: 20-34 years old; BSN programs: 21-29 years old
AY 2021-2022	ASN/ADN: 22-36 years old; BSN programs: 20-28 years old
AY 2020-2021	ASN/ADN: 21-33 years old; BSN programs: 20-27 years old

Racial Composition

Year	American Indian or Alaska Native	Asian	Black or African American	Native Hawaiian or Other Pacific Islander	White	Multi-Racial	Other
AY 2022-23	0.4%	1%	32%	<0.1%	63%	1.5%	2%
AY 2021-22	0.1%	1%	28%	<0.1%	67%	1.7%	2.7%
AY 2020-21	0.2%	1.3%	27%	<0.1%	68%	1.4%	1.3%

Gender

Academic Year	Female	Male	Other
AY 2022-23	87%	13%	0.1%
AY 2021-22	86%	14%	<0.1%
AY 2020-21	86%	14%	None